

GSW1260B



Main Features

Frequency	Hz	60
Voltage	V	480
Power factor	cos ϕ	0.8
Phase		3

Power Rating

Emergency Standby Power ESP	kVA	1254.47
Emergency Standby Power ESP	kW	1003.58
Prime power PRP	kVA	1133.39
Prime power PRP	kW	906.71

Ratings definition (ISO-8528)

ESP - Emergency Standby Power:

It is the maximum power available during a variable electrical power sequence, under the stated operating conditions, for which a generating set is capable of delivering in the event of a utility power outage or under test conditions for up to 200 h of operation per year with the maintenance intervals and procedures being carried out as prescribed by the manufacturers. The permissible average power output over 24 h of operation shall not exceed 70 % of the ESP.

PRP - Prime Power:

It is defined as being the maximum power which a generating set is capable of delivering continuously whilst supplying a variable electrical load when operated for an unlimited number of hours per year under the agreed operating conditions with the maintenance intervals and procedures being carried out as prescribed by the manufacturer. The permissible average power output over 24 h of operation shall not exceed 70 % of the prime power.

Engine specifications

Engine Brand	Baudouin	
Model	12M33 G1000/6	
Version	60 Hz	
[50Hz] Exhaust emission level	Non Emission Certified	
Engine cooling system	Water	
Nr. of cylinder and disposition	6 in line	
Displacement	cm ³	39600
Aspiration	Turbocharged aftercooled	
Speed governor	Electronic	
Operating Speed-Nominal	rpm	1800
Prime gross power PRP	kW	1007
Maximum gross power LTP ESP	kW	1108
Oil capacity	l	155
Lube oil consumption PRP (max)	%	0.3
Coolant capacity	l	83
Fuel	Diesel	
Specific fuel consumption 75% PRP	g/kWh	201.9
Specific fuel consumption PRP	g/kWh	201.3
Starting system	Electric	
Starting engine capability	kW	10
Electric circuit	V	24

Radiator

Dry weight	kg	820
Wet weight	kg	1000
Coolant capacity	l	105
Cooling fan airflow rate	m ³ /min	1440
Electrical motor power	kW	59

Fuel system:

- In line fuel injection pump
- Duplex fine filter and water separation filter assembly with transparent cup for better efficiency
- Electric fuel priming pump

Cooling system


- Thermostatically-controlled system with belt driven coolant pump and pusher fan

Lubrication system

- Full flow screw able oil filters
- Lube oil purifier with replaceable cartridge

Air intake and exhaust system

- Top mounted turbocharger optimized for genset application
- Special rear mounted air filter with restriction indicator



Alternator Specifications

Alternator	Mecc Alte	
Model	ECO43-1M/4 A	
Voltage	V	480
Frequency	Hz	60
Power factor	cos ϕ	0.8
Voltage regulation system	Electronic	
Poles	4	
Type	Brushless	
Voltage tolerance	%	1
Efficiency @ 75% load	%	96
Class	H	
IP protection	23	
Phases	3	



Mechanical structure

Robust mechanical structure which permits easy access to the connections and components during routine maintenance check-ups.

Voltage regulator

Voltage regulation with DER 1. The digital DER 1 is a Digital controlled regulator, based on DSP (Digital Signal Processor) that combines function as Voltage Regulation and Alternator Protections and Diagnostic into a very small single board.

Voltage supply: 40Vac \pm 270Vac

Maximum continuous output current: 4Adc

Frequency range: 12Hz \div 72Hz

Single phase sensing automatic recognition

Average value of voltage regulation

Voltage regulation range (sensing) from 75Vac to 300Vac

Precision of voltage regulation: \pm 1% from no-load to nominal load in static condition, with any power factor and for frequency variations ranging from -5% to +20% of the nominal value.

Precision of voltage regulation: \pm 0,5% in stabilized conditions (load, temperature).

Transient voltage drop and overvoltage within \pm 15%

Voltage recovery time within \pm 3% of the value set, in less than 300 msec.

Underspeed protection with adjustable threshold and slope

Overvoltage and undervoltage alarms

Excitation overcurrent protection with delayed intervention

Alarm conditions storage (type of alarm, number of events, duration of the last event, total time)

Memorization of the regulator operation time

Windings / Excitation system

Generator stator is wound to 2/3 pitch. This eliminates triple (3rd, 9th, 15th ...) harmonics on the voltage waveform and is found to be the optimum design for trouble-free supply of non-linear loads. The 2/3 pitch design avoids excessive neutral currents sometimes seen with higher winding pitches. MAUX (Standard): The MAUX MeccAlte Auxiliary Winding is a separate winding within the main stators that feeds the regulator. This winding enables to take an overload of 300% forced current (short circuit maintenance) for 20 seconds. This is ideal for motor starting requirements. PMAUX (optional): Alternator can be equipped with the optional PMAUX (Permanent Magnet Generator) which matches the performance and is capable of supporting both linear and distorted loads.

Insulation / Impregnation

Insulation is of class H standard. Impregnation is made with premium tropicalised epoxy resins by dipping and dripping. High voltage parts are impregnated by vacuum, so the insulation level is always very good. In the high-power models, the stator windings undergo a second insulation process. Grey protection is applied on the main and exciter stator to give enhanced protection.

Reference standards

Alternator manufactured according to , and complies with , the most common specification such as CEI 2-3, IEC 34-1, EN 60034-1, VDE 0530, BS 4999-5000, CAN/CSA-C22.2 No14-95-No100-95



Genset equipment

BASE FRAME:

Base frame made of welded steel profiles, complete with anti-vibration mountings properly sized.

The baseframe has a grounding point to connect all metal parts of the generating set and it provides a high structural strength.

ENGINE COMPLETE WITH:

- Liquids (no fuel)

MANUAL OIL DRAININ PUMP:

- Oil draining facilities

CONTAINER 40':

Soundproof Container made by monoblock structure and designed to satisfy the most disparate needs of the Customer.

Main feature are:

- Structure similar to shipping containers (upper and lower corner castings, monolithic structure, walls and roof made of corrugated steel sheet), making them particularly strong and suitable.
- High resistance to the atmospheric agents.
- Polyester powder painting and automatic blasting SA 2.5.
- Air inlet and exhaust openings air outlet for genset cooling.
- It is foreseen space for housing the electrical panel, if necessary the control panel can be separated from alternator, in a dedicated room.
- The floor is made of textured sheeting reinforced with profiles at steady pace bent.
- Doors single or double swing , these are fixed by sturdy steel hinges and equipped with various systems of locks, such as lever bolt locks, panic bars etc.



SOUNDPROOF:

The walls, divisors and roof are self supporting and with high acoustic absorption. They are produced in galvanized steel-sheet and subsequently painted with a galvanic deposition of polyester powder. Inside they are composed by a sheet of rock wool . Exhaust silencers placed inside or outside the container depending on genset model.



Genset Equipment - Basic Configurations Available:

Battery	n	2
Battery Capacity	Ah	200
MBS - Manual Battery Switch		•
INTEGRATED FUEL TANK - VERSIONS AVAILABLE		:
IFT1 - Integrated Fuel Tank (steel)	l	500
IFT2 - Integrated Fuel Tank (steel)	l	1000
FBD - Fully bunded base frame		•
LDS - Leakage detection sensor (only with FBD)		•
FCV - Fuel Cut Off Valve		•
AFP - Automatic Fuel Pump		•
DFP - Double Automatic Fuel Pump		•
PHS - Coolant Pre-Heating System - available for models:		•
ALS - Automatic Lube Oil Top Up System with lube oil tank 100L		•
[•] = Supplement available		.
Other Configurations and-or special versions available on requests		.



Dimensional data

Length	(L) mm	12192
Width	(W) mm	2438
Height	(H) mm	2896
Dry weight	kg	13740



Consumption

Fuel consumption @ 75% PRP	l/h	170.26
Fuel consumption @ 100% PRP	l/h	232.03

Installation data

Total air flow	m ³ /min	1630.80
Exhaust gas flow PRP	m ³ /min	215
Exhaust gas temperature LTP ESP	°C	550

Electrical Data

Battery capacity	Ah	200
MAX current	A	1508.94
Circuit breaker	A	1600

Control panel availability

AUTOMATIC CONTROL PANEL	ACP
MODULAR PARALLEL PANEL	MPP

ACP - Automatic control panel

Mounted on the genset, complete with digital control unit for monitoring, control and protection of the generating set, protected through door with lockable handle.

DIGITAL INSTRUMENTATION

- Generating set voltage (3 phases)
- Mains voltage
- Generating set frequency
- Generating set current (3 phases)
- Battery voltage
- Power (kVA - kW - kVAr)
- Power factor Cos ϕ
- Hours-counter
- Engine speed r.p.m.
- Fuel level (%)
- Engine temperature

COMMANDS AND OTHERS

- Four operation modes: OFF - Manual starting - Automatic starting - Automatic test
- Pushbutton for forcing Mains contactor or Genset contactor
- Push-buttons: start/stop, fault reset, up/down/page/enter selection
- Remote starting availability
- Acoustic alarm
- Automatic battery charger
- USB Communication port
- Settable PASSWORD for protection level

PROTECTIONS WITH ALARM


- Engine protections: low fuel level, low oil pressure, high engine temperature
- Genset protections: under/over voltage, overload, under/over frequency, starting failure, under/over battery voltage

PROTECTIONS WITH SHUTDOWN

- Engine protections: low fuel level, low oil pressure, high engine temperature
- Genset protection: under/over voltage, overload, under/over battery voltage, battery charger failure

OTHERS PROTECTIONS

- Emergency stop button
- Panel protected through door with lockable handle



ACP - Basic Configurations Available:

POWER PANEL - BREAKERS AVAILABLE:		
GCB1 - Genset Circuit Breaker 3-pole	A	1600
GCB2 - Genset Circuit Breaker 4-pole	A	1600
ETB - External Terminal Board (with GCB)		Standard
Various Supplement for Remote Control		RGW [●]
Various supplements for remote signals		ARM [●]
Control Panel Anti-Condensation Heater (ACP)		●
Other Configurations and-or special versions available on requests		

MPP - Modular parallel panel

Mounted on the genset, complete with digital control unit for monitoring, control, protection and load sharing for both single and multiple gen-sets operating in standby or parallel modes (up to 32 gen-sets in island).

DIGITAL INSTRUMENTATION (5" TFT COLOUR SCREEN)

- Mains: voltage, Intensity, Frequency.
- Mains kW - kVAr - Power factor Cos f.
- Generating set voltage (3 phases).
- Generating set frequency.
- Generating set current (3 phases).
- Generating set Power (kVA - kW - kVAr - Cos f).
- Generating set kWh and kVAh.
- Battery voltage.
- Hours-counter.
- Engine speed r.p.m.
- Fuel level (%).
- Engine temperature - Oil pressure



COMMAND AND OTHERS

- Single Parallel to Mains and Multiple parallel genset Island applications
- Operation modes: OFF- MAN - AUTO - TEST
- Pushbutton for forcing Mains Breaker/contactor or Genset Breaker/contactor.
- Push-buttons: start/stop, fault reset, up/down/page/enter selection.
- Multiple parallel and Power Management operation available.
- Automatic synchronizing and power control (via speed goveroner or ECU)
- Baseload Import/Export and Peak shaving
- Voltage and PF control.
- Configurable digital I/O (8/8) and analogue inputs (4).
- Integrate PLC programmable functions.
- Event-based history (up to 500records).
- Remote starting and Blocking signal availability.
- Acoustic alarm.
- Automatic battery charger.
- Ethernet RJ45, USB A, USB B and RS485 Communication ports.
- Multi-pin connettor (in and out) for parallel with other generators



PROTECTION

- Engine protections: low fuel level, low oil pressure, high engine temperature.
- Genset protections: under/over voltage, overload, under/over frequency, starting failure, under/over battery voltage
- Others: overcurrent, shortcircuit, reverse power.
- Emergency stop button.
- Panel protected through door with lochetable handle

MPP - Basic Configurations Available:

POWER PANEL - BREAKERS AVAILABLE:		
GMB1 - Genset Circuit Breaker 3-pole motorized	A	1600
GMB2 - Genset Circuit Breaker 4-pole motorized	A	1600
ETB - External Terminal Board (with GMB)		Standard
Various Supplement fof Remote Control		•
Various supplements for remote signals		•
Control Panel Anti-Condensation Heater (MPP)		•
[•] = Supplement available		.
Other Configurations and-or special versions available on requests		.



Accessories

Items available as accessory equipment

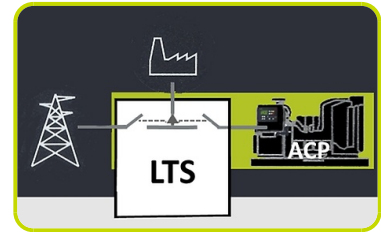
LTS - Load Transfer Switch [Accessories for ACP Automatic Control Panel]

The Load Transfer Switch (LTS) panel operates the power supply changeover between the generator and the Mains in backup applications, guarantying the feeding to the load within a short period of time.

It consists of a standalone cabinet which can be installed separate from the generating set. The logic control of the power supply changeover is operated by means of the Automatic Control Panel (ACP) mounted on the generating set, so therefore none logic device is required on the LTS panel.

LTS Type ATyS_D:

- Box type: steel enclosures
- Installation mode: Standing
- Door: Hinged door closed with double barb locking.
- Ingress Protection: IP43
- Gland Plates: Removable on the top & bottom side
- Connections: Bottom/Bottom
- Motor unit
- Gland Plates: Removable on the top & bottom side
- Connections: Bottom/Bottom
- Motor unit
- Switch position indicator
- Auto/Manual cover selector
- Housing for manual handle
- Padlocking mechanism
- Two side by side mounted load break switches
- Poles 4
- Double coils self-powered
- Voltage (coils): 208/277VAC (Tolerance +/-20% 166/333VAC)
- Frequency 50 & 60HZ
- Interface ATyS D10, fixed on the door for the status indication: Two lights to indicate the voltage presence of the grid and the diesel generator; Two lights for the switch position; Functionality mode (auto/manual) and cover protection IP65.
- Compliant with IEC 60947-3, EN 61439-6-1 and GB 14048-11



LTS SUPPLEMENTS AVAILABLE ON REQUEST:

- **ESB** - Emergency Stop Button (installed on the panel front)
- **APP** - Additional IPXXB Protection (internal plexiglass)

The information is aligned with the Data file at the time of download. Printed on 08/11/2021 (ID 12214)

©2021 | PR INDUSTRIAL s.r.l. | All rights reserved | Image shown may not reflect actual package. Specifications subject to change without notice

